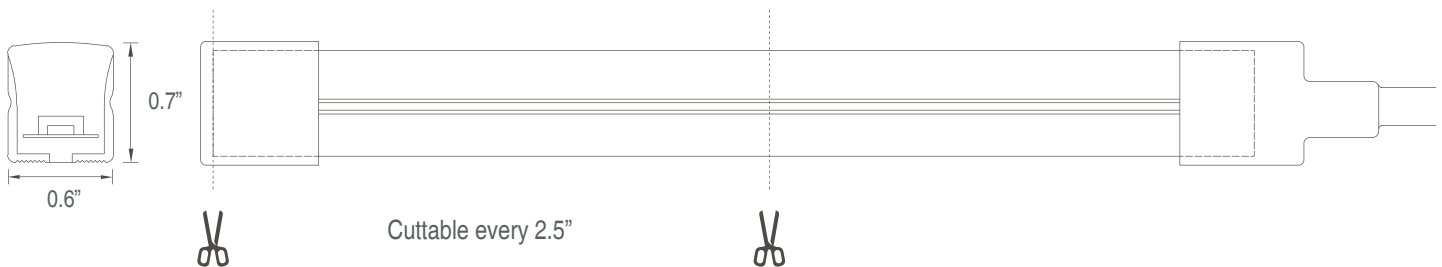


Date: _____ Job: _____ Type: _____
 Notes: _____



The TL24NEON-XD flexible 3D bend LED neon stands up to the toughest outdoor environments. Pools and exterior facade applications, among others, are no challenge for this neon. IK10 rated for impact, this neon can literally take a beating. Constructed of UV, chemical and salt water resistant silicone and being IP68 rated allows this product to stand up to even the most challenging environments. Field cutting is only recommended for indoor applications. Illuminate your indoor and outdoor applications with confidence.


IP68



Technical Specifications:

	S0	H0
Operating Voltage	24VDC	
Power Consumption	2.9W/ft	4.7W/ft
Lumens/ft (3000K)	161lm/ft	254lm/ft
Efficacy (2700K)	55m/W	54lm/W
Color Temperatures	2700K, 3000K, 3500K 4000K, 6500K, Custom CCT	
Colors	RED, GREEN, BLUE, YELLOW, ORANGE, AMBER (Turtle Friendly), Custom Color	
CRI	80+	
Beam Spread	120°	
LED Life	50,000 hrs	
Cuttible Increments	2.5"	
Minimum Bend Radius - Top / Side	7.9" / 20.0"	
Maximum Run Length	32.8'	20.0'
Warranty	5 years	

Mounting and Installation Accessories:



TL24NEON-XD-ACL
Aluminum clip



TL24NEON-XD-AC
Aluminum channel



TL24NEON-XD-ACLR
Aluminum clip recessed



TL24NEON-XD-ACR
Aluminum channel recessed



TL24NEON-XD-ST
Stainless steel S-track



TL24NEON-XD-EC
Silicone end cap



TL24NEON-XD-PFX
Power feed inline (field solder)



TL24NEON-XD-PFY
Power feed side/bottom (field solder)

Ordering Code:



OUTPUT

- SO - Standard Output
- HO - High Output




CCT / COLOR

- 27 - 2700K
- 30 - 3000K
- 35 - 3500K
- 40 - 4000K
- 65 - 6500K
- RD - Red
- GR - Green
- BL - Blue
- YL - Yellow
- AM - Amber (Turtle Friendly)
- XX - Custom

ROLL LENGTH

- 10 - 10M/32.8ft - SO
- 6 - 6M/19.7ft - HO
- XX - Custom

Driver Cut Sheets:

DESCRIPTION	INPUT	OUTPUT	WATTAGES	SPECIFICATION SHEETS
Non-Dimming Indoor/Outdoor	90-305VAC	24VDC	40W-480W	DR-24VDC-OUT 
Universal Phase Dimming Indoor	120VAC	24VDC	24W/48W/60W	DR-24VDC-DIMA 
Universal Phase Dimming In/Outdoor	100-277VAC	24VDC	30W-300W	DR-24VDC-DIMS-UNV 

Voltage Drop Calculator:

Wire Gauge Calculator - Load vs AWG vs Max. Distance Away From Driver

LOAD	10W	20W	30W	40W	50W	60W	70W	80W	90W	100W
WIRE GAUGE										
20AWG	85 ft	43 ft	27 ft	21 ft	17 ft	14 ft	12 ft	11 ft	9 ft	8 ft
18AWG	134 ft	68 ft	45 ft	33 ft	27 ft	22 ft	19 ft	17 ft	15 ft	14 ft
16AWG	215 ft	109 ft	72 ft	54 ft	43 ft	36 ft	31 ft	27 ft	24 ft	22 ft
14AWG	345 ft	174 ft	115 ft	86 ft	69 ft	57 ft	49 ft	43 ft	39 ft	36 ft
12AWG	539 ft	272 ft	181 ft	135 ft	108 ft	90 ft	77 ft	68 ft	61 ft	56 ft
10AWG	784 ft	397 ft	263 ft	197 ft	158 ft	131 ft	112 ft	98 ft	87 ft	82 ft