


Date: _____ Job: _____ Type: _____
 Notes: _____



The TL24-NEON flexible LED neon is great for replacing existing neon and looks identical to traditional neon lighting in new applications. TL24-NEON brings the efficiency of LED technology and durability of modern materials. A robust copper flexible printed circuit board allows you long runs of 50ft (SO) or 32.8ft (HO), with no voltage drop. It is field cuttable every 2" allowing design flexibility. Constructed of UV and salt water resistant silicone and being IP66 rated allows this product to stand up to even the most challenging environments. If your project requires IP67 we also offer a Pool & Spa version. Illuminate your indoor and outdoor applications with confidence.

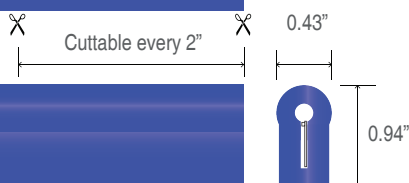
IP66



Top View



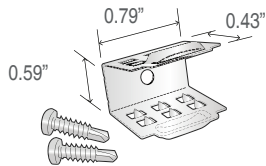
Side View



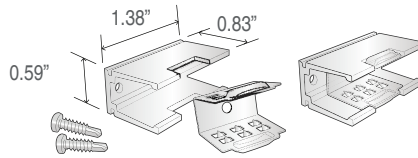
Technical Specifications:

	SO	HO
Operating Voltage	24VDC	
Power Consumption	1.8W/ft	2.9W/ft
Lumens/ft (2700K)	100lm/ft	178lm/ft
Efficacy (2700K)	56lm/W	62lm/W
Color Temperatures	2700K, 3000K, 4000K, 6500K, Custom CCT	
Colors	Red, Green, Blue, Yellow, AMBER (Turtle Friendly), Custom Color	
CRI	90+	
Beam Spread	220°	
LED Life	60,000 hrs	
Cuttable Increments	2.0"	
Minimum Bend (side) Radius	2.0"	
Maximum Run Length	50.0'	32.8'
Warranty	5 years	

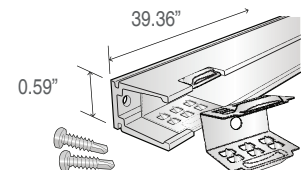
Mounting and Installation Accessories:



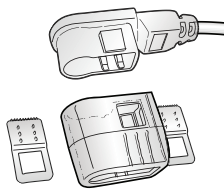
TL24-NEON-CL - Stainless steel clip **CL**



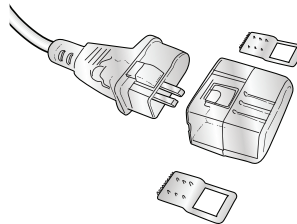
TL24-NEON-CLA - Clip with aluminum mount **CA**



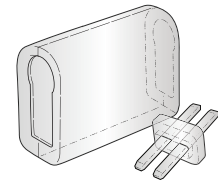
TL24-NEON-AC - Aluminum channel



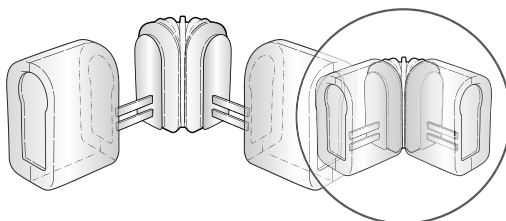
TL24-NEON-PFB - Power feed bottom **FB**



TL24-NEON-PFI - Power feed inline **FI**



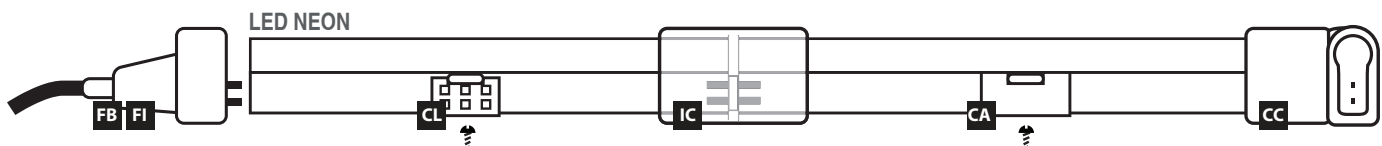
TL24-NEON-IC - In-line connector **IC**




TL24-NEON-CC - 90° Corner connector **CC**



TL24-NEON-EC - End cap



Ordering Code:








OUTPUT
 SO - Standard Output
 HO - High Output

CCT / COLOR
 27 - 2700K
 30 - 3000K
 40 - 4000K
 65 - 6500K
 RD - Red
 GR - Green
 BL - Blue
 YL - Yellow
 AM - Amber (Turtle Friendly)
 XX - Custom

ROLL LENGTH
 10 - 10M/32.8ft
 50ft - 50.0ft*
 XX - Custom
*50ft rolls only available in SO

- Leave blank for standard IP66
 PS - Pool & Spa IP67

Driver Cut Sheets:

DESCRIPTION	INPUT	OUTPUT	WATTAGES	SPECIFICATION SHEETS
Non-Dimming Indoor/Outdoor	90-305VAC	24VDC	40W-480W	DR-24VDC-OUT 
Universal Phase Dimming Indoor	120VAC	24VDC	24W/48W/60W	DR-24VDC-DIMA 
Universal Phase Dimming In/Outdoor	120VAC	24VDC	96W	DR-96W24VDC-DIMB 
Universal Phase Dimming Indoor	100-277VAC	24VDC	150W/300W	DR-24VDC-DIMS 
0-10V Dimming Indoor/Outdoor	90-305VAC	24VDC	40W-480W	DR-24VDC-DIMW-0-10V 

Voltage Drop Calculator:

Wire Gauge Calculator - Load vs AWG vs Max. Distance Away From Driver

LOAD	10W	20W	30W	40W	50W	60W	70W	80W	90W	100W
WIRE GAUGE										
20AWG	85 ft	43 ft	27 ft	21 ft	17 ft	14 ft	12 ft	11 ft	9 ft	8 ft
18AWG	134 ft	68 ft	45 ft	33 ft	27 ft	22 ft	19 ft	17 ft	15 ft	14 ft
16AWG	215 ft	109 ft	72 ft	54 ft	43 ft	36 ft	31 ft	27 ft	24 ft	22 ft
14AWG	345 ft	174 ft	115 ft	86 ft	69 ft	57 ft	49 ft	43 ft	39 ft	36 ft
12AWG	539 ft	272 ft	181 ft	135 ft	108 ft	90 ft	77 ft	68 ft	61 ft	56 ft
10AWG	784 ft	197 ft	263 ft	197 ft	158 ft	131 ft	112 ft	98 ft	97 ft	82 ft